

FSW-G panel types and functions

FSW folding sliding walls as fully glazed partitions and frontages, with door rails top and bottom, track roller position at the end of every second panel.



Folding sliding walls are ideal for a straight-line system configuration. Because the panels of an FSW system are visually compatible with the HSW-G panels, both system types can use the same track rail construction and can be effectively combined within a single frontage. Consequently, an FSW system can also be complemented through the addition of a free-standing HSW double action or single action end panel.

An FSW system essentially contains the following hinged components:

- 1 FSW end assembly with 1 or 3 folding panels

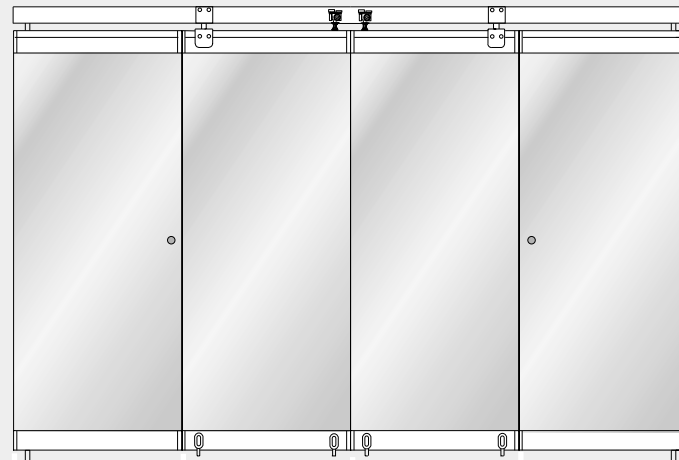
Two counter-running systems can be combined to create frontages with 8 panels.

Max. panel sizes and weights

Max. system height 3000 mm

Max. panel width 1000 mm

Max. panel weight 70 kg

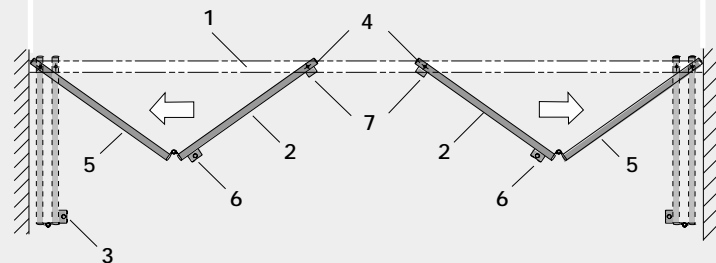


End panel
with top pivot
and bottom
floor pivot.

Folding panel
with carrier and
locking device
top and bottom.

Folding panel
with carrier and
locking device
top and bottom.

End panel
with top pivot
and floor pivot.



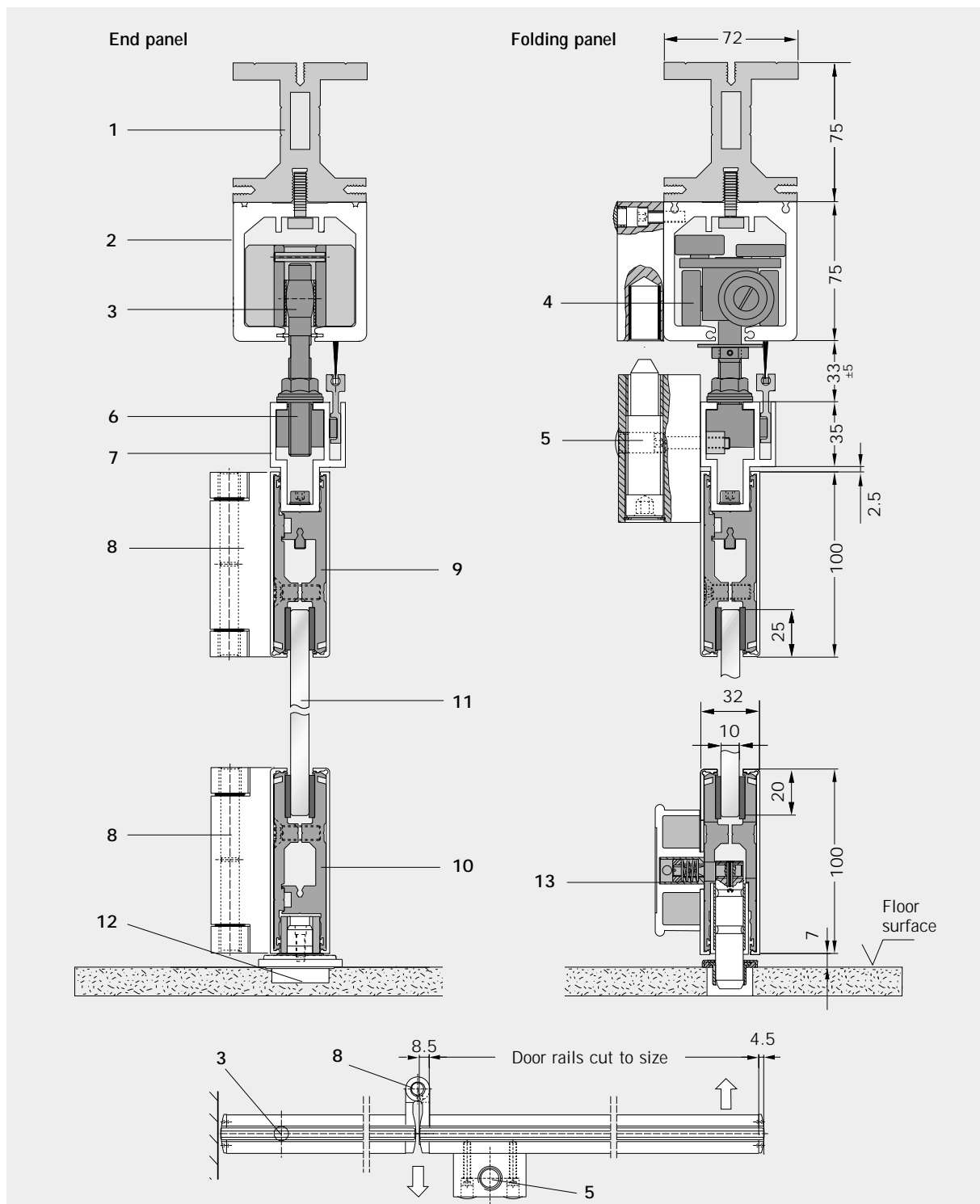
- 1 Track rail
- 2 Folding panel
- 3 Folding hinge
- 4 Roller

- 5 FSW end panel
- 6 Top locking device
- 7 Bottom locking device

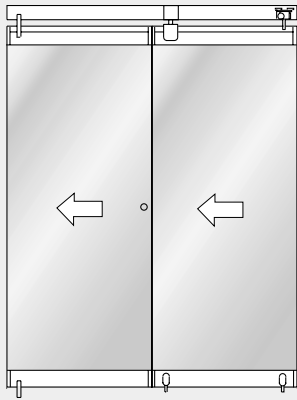
FSW-G system design

The FSW-G system consists of the following basic components:

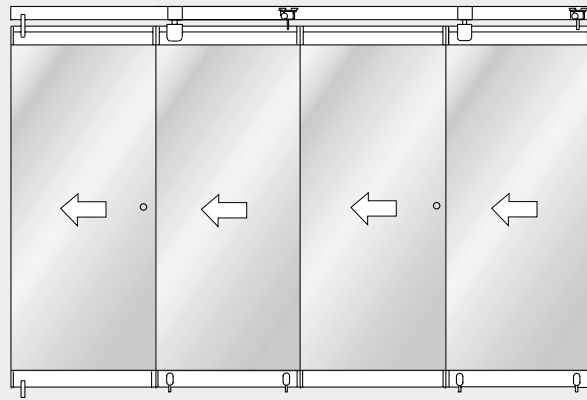
- | | | |
|---|--|---|
| <ul style="list-style-type: none"> 1 Installation-efficient DORMA substructure to accommodate track rail mounting requirements. (optional) 2 Track rail for bolting to the substructure. 3 Top pivot, 4 roller, | <ul style="list-style-type: none"> 5 top locking device, 6 suspension assembly and 7 carrier profile for safe and easy sliding of the panels. 8 Folding hinge, 9 top door rail and 10 bottom door rail, both | <ul style="list-style-type: none"> comprising base profiles with clip-on face and side covers. 11 Toughened safety glass or laminated safety glass panes (by others), 12 floor pivot, 13 face-mounted slide bolt. |
|---|--|---|




FSW-G assembly types



Type 1




Type 2



Type 1a 2 folding panels left (as drawn)

Type 1b 2 folding panels right
(mirror arrangement)

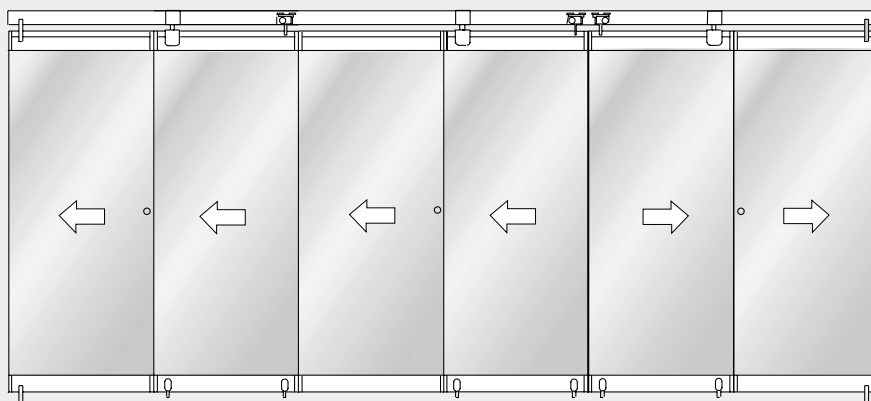
Type 1c 4 folding panels (2 panels left
and 2 panels right)



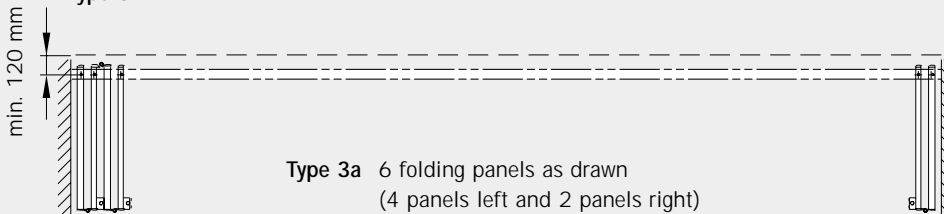
Type 2a 4 folding panels left (as drawn)

Type 2b 4 folding panels right
(mirror arrangement)

Type 2c 8 folding panels
(4 panels left and 4 panels right)

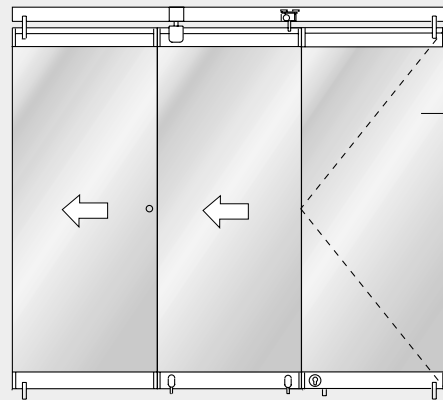


Type 3




Type 3a 6 folding panels as drawn
(4 panels left and 2 panels right)

Type 3b 6 folding panels, mirror arrangement
(2 panels left and 4 panels right)



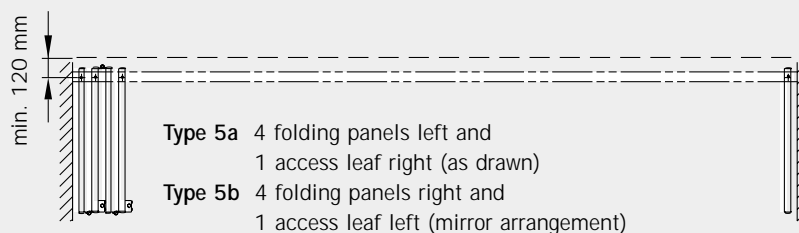
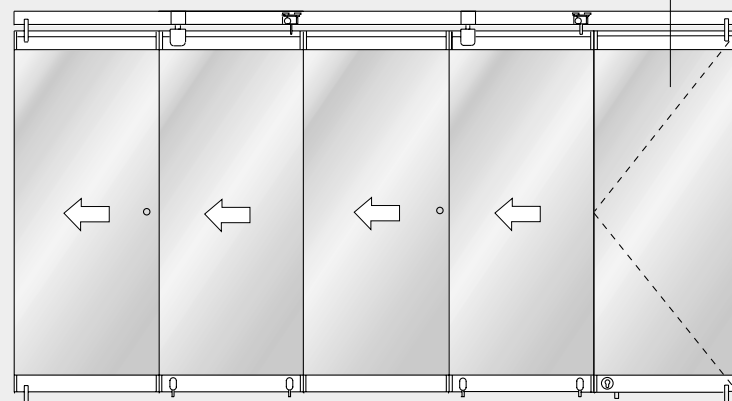
Type 4

HSW end panel
(Access leaf)



Type 4a 2 folding panels left and
1 access leaf right (as drawn)

Type 4b 2 folding panels right and
1 access leaf left (mirror arrangement)



min. 120 mm

Type 5a 4 folding panels left and
1 access leaf right (as drawn)

Type 5b 4 folding panels right and
1 access leaf left (mirror arrangement)